

BALANCE SHEET INTERIM
First quarter of 2025

Unit: VND

Asset	Code	Explanation	End of quarter	Opening balance
1	2	3	4	5
A. SHORT-TERM ASSETS	100		4,258,165,506,364	4,549,973,245,008
I. CASH AND CASH EQUIVALENT VALUE	110	VI.1	24,874,340,872	35,536,335,809
1. Cash	111		24,874,340,872	35,536,335,809
2. Cash equivalents	112			
II. SHORT-TERM FINANCIAL INVESTMENTS	120	VI.2	101,500,000,000	521,500,000,000
1. Securities investment	121		1,500,000,000	1,500,000,000
2. Provision for diminution in value of Short-term investments (*)	122			
3. Investments held to maturity	123		100,000,000,000	520,000,000,000
III. SHORT-TERM RECEIVABLES	130		3,074,403,779,649	2,961,555,888,752
1. Trade accounts receivables	131	VI.3	3,063,976,531,240	2,952,467,185,964
2. Advances to supplies	132		666,927,961	666,927,961
3. Short-term inter-company receivables	133			
4. Receivables by the Scheduled Progress of Construction Contracts	134			
5. Receivables of short-term loans	135			
6. Other receivables	136	VI.4	199,079,507,587	197,740,961,966
7. Provisions for short-term bad debts (*)	137		(189,319,187,139)	(189,319,187,139)
8. Pending assets (loss under pendency)	139			
IV. INVENTORIES	140	VI.7	905,188,458,317	882,092,912,598
1. Inventories	141		905,188,458,317	882,092,912,598
2. Provisions for devaluation of inventories (*)	149			
V. OTHER SHORT-TERM ASSETS	150		152,198,927,526	149,288,107,849
1. Short-term prepaid expenses	151	VI.13	1,380,018,510	1,997,067,686
2. Deductible VAT	152		127,122,718,229	123,594,849,376
3. Taxes and other receivables from State Budget	153	VI.17	23,696,190,787	23,696,190,787
4. Exchange traded transaction of government bonds	154			
5. Other short-term assets	155			
B. LONG-TERM ASSETS	200		2,734,239,439,478	2,872,941,878,656
I. LONG-TERM RECEIVABLE	210			
1. Long-term receivables from customers	211			
2. Long-term advances to supplies	212			
3. Working capital in subsidiaries	213			
4. Long-term inter-company receivables	214			
5. Receivables of long-term loans	215			
6. Other long-term receivables	216			



7. Provisions for long-term bad debts (*)	219			
I. FIXED ASSETS	220		2,674,034,394,929	2,811,018,275,202
1. Tangible fixed assets	221	VI.9	2,673,840,551,821	2,811,018,275,202
- Historical Cost	222		21,207,800,842,273	21,207,353,794,524
- Accumulated depreciation (*)	223		(18,533,960,290,452)	(18,396,335,519,322)
2. Financial lease assets	224			
- Historical Cost	225			
- Accumulated depreciation (*)	226			
3. Intangible assets	227		193,843,108	
- Historical Cost	228	VI.10	6,962,248,462	6,767,357,553
- Accumulated amortization (*)	229		(6,768,405,354)	(6,767,357,553)
III. INVESTMENT PROPERTIES	230			
- Historical Cost	231			
- Accumulated amortization (*)	232			
IV . UNFINISHED LONG-TERM ASSETS	240		5,522,242,671	5,522,242,671
1. Long-term work in progress	241			
2. Capital construction in progress	242	VI.8	5,522,242,671	5,522,242,671
V. LONG-TERM FINANCIAL INVESTMENTS	250			
1. Investment in subsidiaries	251			
2. Investments in joint venture, corporations	252			
3. Other long-term investments	253			
4. Provision for devaluation of long-term investments (*)	254			
5. Investments held to maturity	255			
II. OTHER NON-CURRENT ASSETS	260		54,682,801,878	56,401,360,783
1. Long-term prepayment	261	VI.13	3,835,573,889	4,579,352,220
2. Deferred tax assets	262			
3. Long-term equipment, supplies and spare parts	263		50,847,227,989	51,822,008,563
4. Other non-current assets	268			
TOTAL ASSETS (270 = 100 + 200)	270		6,992,404,945,842	7,422,915,123,664



Equity	Code	Explanation	Closing	Opening
1	2	3	4	5
C. LIABILITIES	300		1,764,602,118,779	2,367,733,754,835
I. CURRENT LIABILITIES	310		1,666,852,118,779	2,244,983,754,835
1. Short-term trade accounts payable	311	VI.16	1,273,149,598,936	1,434,709,864,971
2. Short-term advances from customers	312			
3. Tax and other payables to State budget	313	VI.17	39,861,602,025	20,824,806,938
4. Payables to employees	314		55,740,916,787	149,697,070,928
5. Short-term accrued expenses	315	VI.18	118,228,106,542	1,010,946,355
6. Short-term inter-company payables	316			
7. Payables by Scheduled Progress of Construction Contracts	317			
8. Short-term Unearned Revenue	318			
9. Other short-term payables	319	VI.19	8,440,483,180	459,621,042,403
10. Short-term borrowings and debts	320	VI.15	75,000,000,000	75,000,000,000

11. Provision for short-term payables	321			
12. Bonus and welfare fund	322		96,431,411,309	104,120,023,240
13. Price Stabilization Fund	323			
14. Exchange traded transactions of government bonds	324			
II. LONG-TERM LIABILITIES	330		97,750,000,000	122,750,000,000
1. Long-term trade accounts payable	331			
2. Long-term advances from customers	332			
3. Long-term accrued expenses	333			
4. Long-term inter-company payables of business capital.	334			
5. Other Long-term inter-company payables.	335			
6. Long-term Unearned Revenue	336			
7. Other long-term payables	337	VI.19	5,000,000,000	5,000,000,000
8. Long-term loans and borrowings	338	VI.15	92,750,000,000	117,750,000,000
9. Convertible Bonds	339			
10. Preference shares	340			
11. Payable Deferred Income Tax	341			
12. Provision for long-term payables	342			
13. Science and Technology Development Fund	343			
D. OWNER'S EQUITY	400	VI.25	5,227,802,827,063	5,055,181,368,829
I. OWNER'S EQUITY	410		5,227,802,827,063	5,055,181,368,829
1. Working capital	411		4,500,000,000,000	4,500,000,000,000
- Ordinary shares with voting rights	411a		4,500,000,000,000	4,500,000,000,000
- Preferred shares	411b			
2. Equity surplus	412		230,890,628,441	230,890,628,441
3. Bond conversion option	413			
4. Other owner's funds	414		25,540,129,211	24,898,190,553
5. Share in fund	415			
6. Differences from Asset Revaluation	416			
7. Foreign exchange differences	417			
8. Investment and development funds	418		119,575,504,409	120,217,443,067
9. Support fund and arrangements business	419			
10. Other owner's funds	420			
11. Undistributed profits after tax	421		351,796,565,002	179,175,106,768
- Accumulated Undistributed Profit by The End of The Previous Period	421a		179,175,106,768	9,918,844,333
- Undistributed Profit of the Current Period	421b		172,621,458,234	169,256,262,435
12. Capital construction sources	422			
II. ADMINISTRATIVE FUNDS & OTHERS	430			
1. Administrative funds	431			
2. Fixed assets invested form administrative fund	432			
TOTAL RESOURCES	440		6,992,404,945,842	7,422,915,123,664

Create at day. 18 Month. 4. Year. 2025

Prepared by
(Sign, full name)



Tran Thi Thuy

Chief accountant
(Sign, full name)



Tran Vu Linh

General Director

(Sign, full name, stamp)





Nguyễn Việt Dũng

Profit and Lost Statement interim

Quarter 1 of 2025

Unit: VND


Description	Code	Explanati on	Quarterly report		Accumulated from the beginning of the year to the end of this quarter	
			This period	Previous	This period	Previous
1	2	3	4	5	6	7
1. Gross sales of merchandise	01	VII.1	2,912,202,707,177	3,009,771,877,738	2,912,202,707,177	3,009,771,877,738
2. Deductions	02					
3. Net sales of merchandise (10 = 01 - 02)	10		2,912,202,707,177	3,009,771,877,738	2,912,202,707,177	3,009,771,877,738
4. Cost of goods sold	11	VII.3	2,672,513,858,212	2,725,776,769,866	2,672,513,858,212	2,725,776,769,866
5. Gross profit from sales of merchandise(20 = 10 - 11)	20		239,688,848,965	283,995,107,872	239,688,848,965	283,995,107,872
6. Financial income	21	VII.4	3,508,232,596	144,407,911	3,508,232,596	144,407,911
7. Financial expenses	22	VII.5	4,061,488,888	8,569,263,521	4,061,488,888	8,569,263,521
- In which: Interest expense	23		3,551,188,888	6,028,563,521	3,551,188,888	6,028,563,521
8. Selling expenses	25					
9. General and administration expenses	26	VII.8	23,264,869,349	22,698,827,854	23,264,869,349	22,698,827,854
10. Operating profit {30 = 20 + (21 - 22) - (25 + 26)}	30		215,870,723,324	252,871,424,408	215,870,723,324	252,871,424,408
11. Other income	31	VII.6	1,485,303,568	375,462,649	1,485,303,568	375,462,649
12. Other expenses	32	VII.7	1,478,717,175	1,536,020,605	1,478,717,175	1,536,020,605
13. Other profit (40 = 31 - 32)	40		6,586,393	(1,160,557,956)	6,586,393	(1,160,557,956)
14. Net profit before tax (50 = 30 + 40)	50		215,877,309,717	251,710,866,452	215,877,309,717	251,710,866,452
15. Current tax expense	51	VII.10	43,255,851,483	25,204,804,871	43,255,851,483	25,204,804,871
16. Deferred tax expense	52	VII.11				
17. Net profit after tax (60 = 50 - 51 - 52)	60		172,621,458,234	226,506,061,581	172,621,458,234	226,506,061,581
18. Profit from basic shares (*)	70		384	503	384	503
19. Diluted earnings per shares (*)	71					

Create at day. 18 Month. 4. Year. 2025

Prepared by
(Sign, full name)


Tran Thi Thuy

Chief accountant
(Sign, full name)


Tran Vu Linh

General Director
(Sign, full name, stamp)



Nguyễn Việt Dũng

STATEMENT OF CASH FLOWS

(Under indirect method)

Quarter 1 of 2025

Unit: VND

Description	Code	Explanation	Accumulated from the beginning of the year to the end of this quarter this year	Accumulated from the beginning of the year to the end of this quarter last year
1	2	3	4	5
I. Cash flows from operating activities				
1. Profit before tax	01		215,877,309,717	251,710,866,452
2. Adjustments for:				
- Depreciation of fixed assets and investment properties	02		137,541,241,884	152,801,958,937
- Provisions	03			
- Unrelised gains (losses) from revaluation of foreign currencies items	04		510,300,000	1,485,000,000
- Gains, loss from investment in other entities	05		(3,508,232,596)	(207,884,388)
- Loan Interest	06		3,551,188,888	6,028,563,521
- Other adjustment	07			
3. Operating profit before movements in working capital	08		353,971,807,893	411,818,504,522
- Increase/decrease in receivables	09		(118,550,170,709)	(60,445,135,737)
- Increase/decrease in inventories	10		(22,118,277,875)	(16,558,979,214)
- Increase/decrease in payables (excluding interest and income tax payable)	11		(132,902,593,997)	52,533,284,463
- Increase/decrease in prepaid expenses	12		1,360,827,507	1,355,604,287
- Increase or decrease in trading securities	13			
- Interest paid	14		(3,488,572,222)	(5,533,710,960)
- Corporation income tax paid	15		(25,000,000,000)	(6,500,000,000)
- Other Cash inflow from operating activities	16		10,700,000	10,000,000
- Other Cash outflow for operating activities	17		(7,614,734,884)	(18,696,899,558)
Net cash flows from operating activities	20		45,668,985,713	357,982,667,803
II. Cash flows from investment activities				
1. Acquisition of fixed assets and other long-term assets	21		(7,505,055,555)	(905,555,556)
2. Proceeds from sale of fixed assets	22			63,476,477
3. Payments for lending, purchasing debt instruments of other entities	23			
4. Recovery from lending, re-sell debt instruments of other entities	24		420,000,000,000	
5. Payments for investment in other entities	25			
6. Recovery of investment in other entities	26			
7. Interest, dividend, profit derives from investments	27		5,682,643,555	458,621,610
Net cash flows from investment activities	30		418,177,588,000	(383,457,469)
III. Cash flows from financial activities				

1. Receipts from capital contribution	31		
2. Return capital to equity owners, re-buy share issued by the Company	32		
3. Proceeds from borrowings	33		
4. Payments of loan principal	34	(25,000,000,000)	(18,740,000,000)
5. Payments for debt from finance leasing	35		
6. Share income, dividend paid to investors	36	(449,508,568,650)	(465,883,789,440)
Net cash flows from financial activities	40	(474,508,568,650)	(484,623,789,440)
Net cash flows in the period (50=20+30+40)	50	(10,661,994,937)	(127,024,579,106)
Cash at the beginning of the period	60	35,536,335,809	157,679,579,817
Effect of foreign exchange difference on cash	61		
Cash at the end of the period	70	24,874,340,872	30,655,000,711

Create at day. 18. Month. 4. Year. 2025

Prepared by
(Sign, full name)



TRAN THI THUY

Chief accountant
(Sign, full name)



TRAN VU LINH

General Director
(Sign, full name, stamp)



NGUYEN VIET DUNG



EXPLANATORY NOTES ACCOMPANYING THE FINANCIAL STATEMENTS
Quarter 1 of 2025

I. Particular of operate enterprise

1. Type of owning capital

Equity

2. Area of operations

Investing in construction, managing and operating Quang Ninh Thermal Power Plant and selling electricity

3. Operate enterprise

The Company's main activities are electricity production and trading. The Company manages and operates Quang Ninh Thermal Power Plant with 04 units with a total capacity of 1,200 MW.

4. The cycle of production , normal business

The Company's normal production and business cycle is carried out within a period of no more than 12 months.

5. Particular of operate enterprise effected financial reports

6. Business structure

- List of subsidiaries ;
- List of associated companies and joint ventures ;
- List of units under no legal status dependent accounting .

7. Declaration on the comparability of the information printed on the financial statements (with comparable or not , if not comparable as to the reason why the transformation of ownership , split , merge , stating the length of the period of comparison...)

II. Financial year, unit of currency using

1. Financial year (starting from January 1 and ending on December 31)

2. Unit of currency used the year

The accompanying financial statements are presented in Vietnamese Dong (VND) in accordance with the historical cost principle, Vietnamese accounting standards, corporate accounting regime and legal regulations related to the presentation of financial statements.

III. Accounting standard and system using

1. Accounting system using

The company has applied Circular No. 200/2014/TT-BTC dated December 22, 2014 ("Circular 200") guiding the enterprise accounting regime.

2. Proclaim obeying accounting standard system

The Board of Directors ensures that it has complied with the requirements of the Vietnamese Accounting Standards and Enterprise Accounting Regime issued under Circular No. 200/2014/TT-BTC dated December 22, 2014 as well as the circulars guiding the implementation of accounting standards of the Ministry of Finance in preparing financial statements.

IV . The accounting policies applied (in the case of continuous business operations)

1. The principle of converting financial statements prepared in foreign currencies into Vietnam dong (School of bookkeeping currency other than Vietnam Dong) ; The impact (if any) resulting from the conversion of financial statements of foreign currencies into Vietnam dong

2. The type of exchange rate applied in accounting .

3. The principles for determining the actual interest rate (effective rate) used to discount cash flows .



4. The principle of posting cash and cash equivalents

Cash and cash equivalents include cash on hand, demand deposits, short-term investments with maturities of 3 months or less, highly liquid, readily convertible to cash and subject to little risk of changes in value. Cash and cash equivalents are recorded in accordance with Vietnamese Accounting Standards and accounting regime.

5. Accounting Principles financial investments

- a) Trading securities ;
- b) Investments held to maturity ;
- c) Loans ;
- d) Investments in subsidiaries ; associated companies and joint ventures ;
- e) Investments in equity instruments of other entities ;
- e) The method of accounting for transactions relating to financial investment .

- Trading securities: securities investments are determined at original cost minus trading securities discounts.

- Held-to-maturity investments: include investments that the Company has the intention and ability to hold until maturity. Held-to-maturity investments include: bank deposits with terms of more than 3 months for the purpose of earning periodic interest.

6. Accounting Principles debts

Receivables are stated at carrying amount less allowance for doubtful debts. Allowance for doubtful debts is made for receivables that are overdue for six months or more, or for receivables that are unlikely to be paid by the debtor due to liquidation, bankruptcy or similar difficulties.

7. Principle of posting inventories

- Principle of posting inventories
- The method of calculating the value of inventories
- The method of posting the value of inventories
- The method of establishing provision for inventories

Inventories are measured at the lower of cost and net realizable value. Cost includes direct materials, direct labour and those overheads (if any) that have been incurred in bringing the inventories to their present location and condition.

Inventories are valued at cost using the weighted average method and accounted for using the perpetual inventory method. Net realizable value is determined as the estimated selling price less the estimated costs of completion and the costs to be incurred in marketing, selling and distribution.

The Company's inventory impairment provision is made in accordance with current regulations.

8. Principle of posting and amortizing assets and invested assets

Fixed assets are stated at cost less accumulated depreciation. Fixed assets are depreciated using the straight-line method over their estimated useful lives.

9. Accounting principles of business cooperation contracts .

10. Principle and method of posting the expenses of deferred corporate income tax

11. Accounting Principles upfront costs .

Tools and supplies issued for use that do not meet the criteria of fixed assets and are assessed to be capable of providing future economic benefits with a useful life of more than 1 year are allocated to production and business expenses using the straight-line method over the estimated useful life.

Other prepaid expenses are recorded at original cost and are amortized using the straight-line method over their useful lives, typically from 01 to 03 years.

12. Accounting Principles liabilities .

Liabilities are stated at book value and include trade payables, accrued expenses and other payables.

13. Recognition of loans and finance lease liabilities .

14. Principle of posting and capitalizing borrows;

15. Principle of posting payable expenses

16. Principle & method of posting payable provisions

17. Recognition of unrealized revenue .

18. Recognition of convertible bonds .



19. Principle of posting owner's capital

- Recognition of the owners of capital , surplus equity , options convertible bonds , other capital owners: Owner's equity: recorded according to the actual capital contributed by shareholders.
- Principle of posting revalued assets different.
- Principle of posting exchange rate: Exchange rate differences arising from revaluation of foreign currency principal balances or arising from payment and repayment of loan principal are recorded as expenses in the period.
- Principle of posting profits were not distributed: Profit after corporate income tax is distributed to shareholders after setting aside funds according to the Company's Charter as well as legal regulations and approved by the General Meeting of Shareholders.

20. Principle and method of posting turnover:

- Sales of goods ;
- Turnover from services
- Turnover from finance activities
- Turnover from construction contracts
- Other income

Revenue is recognized when all five following conditions are satisfied:

- (1) The Company has transferred to the buyer the significant risks and rewards of ownership of the goods;
- (2) The Company no longer retains managerial involvement to the degree usually associated with ownership or control over the goods;
- (3) The amount of revenue can be measured reliably;
- (4) It is probable that the economic benefits associated with the transaction will flow to the Company;
- (5) The costs incurred or to be incurred in respect of the transaction can be measured reliably.

21. Accounting Deductible

22. Accounting Principles COGS .

23. Principles of financial accounting costs .

Borrowing costs are recognized as operating expenses in the year when incurred, from the time they are capitalized in accordance with the provisions of Vietnamese Accounting Standard No. 16 "Borrowing costs"

24. The principle of cost of sales accounting , business management costs .

25. Principles and methods recorded income tax expense Current corporate , income tax expense deferred .

The determination of the Company's income tax is based on current tax regulations.

26. The principles and other accounting methods .

V. The accounting policies applied (in the case of business does not meet the assumption of continuous operation)

1. reclassify non-current assets and liabilities into long term not short term ?
2. Principles of valuation of each asset and liabilities (net value realizable value can be recovered , at fair value , current value , current prices ...)
3. Principles for handling finance :
 - Provisions ;
 - Differences revaluation of assets and exchange differences (still reflected on the Balance Sheet - if applicable) .

VI. Supplementary informations of categories posted in the balance sheet

	(Unit: VND)	
01- Cash and cash equivalent:	Closing	Opening
- Cash on hand	10,327,108	51,975,645
- Cash and short-term bank deposits	24,864,013,764	35,484,360,164
- Money in transit		

Total

24,874,340,872

35,536,335,809

2. Finance investments

	Closing			Opening		
	Original price	Preventive	The fair value	Original price	Preventive	The fair value
a) Trading securities	1,500,000,000			1,500,000,000		
- The total value of shares						
- The total value of bonds						
- Other investments	1,500,000,000			1,500,000,000		
- Reason for change with each investment / stocks , bonds :						
+ On the number						
+ In terms of value						
b) Investments held to maturity						
	Closing		Opening			
	Original price	Book value	Original price	Book value		
b1) Short Term	100,000,000,000	100,000,000,000	520,000,000,000	520,000,000,000		
- Term deposits	100,000,000,000	100,000,000,000	520,000,000,000	520,000,000,000		
- Bonds						
- Other investments						
b2) Long Term						
- Term deposits						
- Bonds						
- Other investments						
c) Investment in capital contribution to other entities (details of each investment according to the percentage of capital held and the percentage of						
- Investments in subsidiaries	Closing		Opening			
- Investments in associated companies and joint ventures ;	Original price	Preventive	Original price	Preventive		
- Investments in other entities ;						
- Summary of the activities of the subsidiaries , associated companies and joint ventures in the period;						
- The material transactions between businesses and subsidiaries , joint ventures , associated in the period.						
- If not determine the fair value , the explanation of the reason .						

3. Receivables from customers

	Closing	Opening
a) Customer receivables short - term	3,063,976,531,240	2,952,467,185,964
- Details of receivables from customers accounted for 10 % or more of the total trade receivables	3,062,389,028,620	2,950,352,989,075
+ Electricity Power Trading Company	3,062,389,028,620	2,950,352,989,075
- Receivables from other customers	1,587,502,620	2,114,196,889
b) Receivables from long - term customer		
- Details of receivables from customers accounted for 10 % or more of the total trade receivables		
- Receivables from other customers		
c) Customer receivables are related parties		

4. Other receipts

	Closing		Opening	
	Amount	Preventive	Amount	Preventive
a) Sort term	199,079,507,587	(188,652,259,178)	197,740,961,966	(188,652,259,178)
- Receipt of shares;				

- Receipt of dividend and profit shared;

- Receipt of employees;

- Collateral , collateral;

- Loan;

- Household expenses;

- Other receivables. 199,079,507,587 (188,652,259,178) 197,740,961,966 (188,652,259,178)

b) Long term

- Receipt of shares

- Receipt of dividend and profit shared

- Receipt of employees

- Collateral , collateral ;

- Loan ;

- Household expenses ;

- Other receivables .

Total 199,079,507,587 (188,652,259,178) 197,740,961,966 (188,652,259,178)

5. Insufficient assets pending

Closing

Opening

Closing		Opening	
Quantity	Amount	Quantity	Amount

a) Cash ;

b) Inventory ;

c) Fixed assets

d) Other assets .

6. Bad Debt

Closing

Opening

Closing			Opening		
Original price	The value can be recovered	Debit customer	Original price	The value can be recovered	Debit customer

- The total value of the receivables , loans overdue or not overdue but it is unlikely to be recovered;

189,319,187,139

189,319,187,139

- Information on fines , late payment interest receivable on ... arising from loans overdue but not revenue recognition ;

- Ability to recover overdue debts .

Total 189,319,187,139

189,319,187,139

7. Inventories:

Closing

Opening

Closing		Opening	
Original price	Preventive	Original price	Preventive

- Hang on the road ;

- Raw materials ; 902,101,381,126

881,217,799,113

- Tools and instruments ; 3,084,541,151

875,064,715

- Production costs of unfinished business ; 2,536,040

48,770

- Finished products

- Merchandise

- Goods on consignment

- Goods in bonded warehouse

- Value of inventory accumulation, degraded inability to consume at the end of the period; Causes and direction to deal with the excess inventory, poor quality loss;

- The value of inventories for the mortgage, pledge guarantees the liabilities at the end of the period;
- Reason led to the setting up increase or diminution in value of inventories;

8. Unfinished long-term assets

	Closing		Opening	
	Original price	The value can be recovered	Original price	The value can be recovered
a, Production costs , long-term work in progress				
Total				
b , Construction in progress				
- Shopping;				
- Construction;	5,522,242,671		5,522,242,671	
+ CT33: NOx Removal System	5,084,146,000		5,084,146,000	
- Repair.				
Total	5,522,242,671		5,522,242,671	

0
 0
 0
 II
 A
 VG

9. Increase or decrease in tangible fixed assets :

Expense category	Buildings and Architecture	Machinery and equipment	Transportation and transmit instrument	Instruments, tools for management	Long-term trees, working and produced animals	Other tangible fixed assets	Grand total
Cost of fixed assets							
Opening	4,144,813,954,208	15,829,037,786,745	1,220,658,408,140	11,914,228,543		929,416,888	21,207,353,794,524
Increases in year		41,247,749		405,800,000			447,047,749
- New purchase		41,247,749		405,800,000			447,047,749
- Finished construction							
- Others							
- Switch to real estate investment							
- Liquidation							
- Others							
Closing	4,144,813,954,208	15,829,079,034,494	1,220,658,408,140	12,320,028,543		929,416,888	21,207,800,842,273
Accumulated depreciation							
Opening	2,594,967,136,958	14,576,706,117,103	1,214,227,622,446	9,505,225,927		929,416,888	18,396,335,519,322
- Charge for the year	45,608,241,708	91,588,626,405	229,639,821	198,263,196			137,624,771,130
- Accumulated depreciation increased							
- Switch to real estate investment							
- Liquidation							
- Others							
Closing	2,640,575,378,666	14,668,294,743,508	1,214,457,262,267	9,703,489,123		929,416,888	18,533,960,290,452
Net book value							
- Opening	1,549,846,817,250	1,252,331,669,642	6,430,785,694	2,409,002,616			2,811,018,275,202
- Closing	1,504,238,575,542	1,160,784,290,986	6,201,145,873	2,616,539,420			2,673,840,551,821

- The net book value of tangible fixed assets at end of year used as collateral, mortgage loans guaranteed:

- Original cost of fixed assets at end of year and still in use: 6,430,199,621,803 VND

- Original cost of fixed assets awaiting liquidation at end of year:

- The commitments on the purchase or sale of tangible fixed assets with great value in future:

- Other changes in tangible fixed assets:



10. Increase or decrease in intangible fixed assets :

Expense category	Land use rights	Issue rights	Copyrights, patents	Trademarks	Computer software	Other intangible fixed assets	Grand total
Cost of fixed assets							
Opening					6,767,357,553		6,767,357,553
- New purchase					194,890,909		194,890,909
- Finished construction							
- Increase due to business combinations							
- Others							
- Liquidation							
- Others							
Closing					6,962,248,462		6,962,248,462
Accumulated depreciation							
Opening					6,767,357,553		6,767,357,553
- Charge for the year					1,047,801		1,047,801
- Accumulated depreciation increased							
- Liquidation							
- Others							
Closing					6,768,405,354		6,768,405,354
Net book value							
- Opening							
- Closing					193,843,108		193,843,108

- Residual value at maturity of intangible assets used as collateral to pledge loan guarantees ;

- Cost intangible assets have been fully depreciated but still used: 6,767,357,553 VND ;

- Notes to figures and other explanations;

11. Increase or decrease in fixed assets of financial leasing

Expense category	Buildings and Architecture	Machinery and equipment	Transportation and transmit instrument	Other tangible fixed assets	Intangible fixed assets	Grand total
Cost of fixed assets						
Opening						
- New purchase						
- Finished construction						
- Others						
- Switch to real estate investment						
- Others						
Closing						
Accumulated depreciation						
Opening						
- Charge for the year						
- Acquisition Finance leases						
- Accumulated depreciation increased						
- Switch to real estate investment						
- Others						
Closing						
Net book value						
- Opening						
- Closing						

* Additional contingent rent expense is recorded in expenses of year:

* The reason for determining additional rent:

* Terms extend rights to lease or buy assets:



12- Increase or decrease in real estate investment

Expense category	Opening balance	Expand	Reduction	Closing balance
Cost of investment property				
- Land using right				
- House				
- House and land using right				
- Infrastructure				
Accumulated depreciation				
- Land using right				
- House				
- House and land using right				
- Infrastructure				
Net book value of investment property				
- Land using right				
- House				
- House and land using right				
- Infrastructure				
a, Real Estate Investments for rent				
b , Real Estate Investments held for capital apprec				
Cost of investment property				
- Land using right				
- House				
- House and land using right				
- Infrastructure				
Accumulated depreciation				
- Land using right				
- House				
- House and land using right				
- Infrastructure				
Net book value of investment property				
- Land using right				
- House				
- House and land using right				
- Infrastructure				

- Residual value at maturity of the investment property mortgaged , pledged loan guarantees ;
- Cost of real estate investments have been fully depreciated but still leased or held for capital appreciation ;
- Notes to figures and other explanations .

50
 CO
 CO
 NE
 97
 HA L

13. Prepaid expenses

a) Short - term

- Prepaid expenses and amortization of operating lease ;
- Tools , instruments;
- Borrowing costs ;
- Others ;

Closing**Opening**

67,162,541

1,312,855,969

1,997,067,686

b) Long-term

- Cost of established businesses
- The cost of insurance ;
- Tools , instruments;
- Others

2,671,584,643

3,258,658,450

1,163,989,246

1,320,693,770

Total**5,215,592,399****6,576,419,906****14. Other assets**

a, Short

Closing**Opening**

b , Long Term

Total**15. Borrowings and finance lease liabilities****Closing****In this quarter****Opening****Amount****Some have the ability to repay****Increase****Decrease****Amount****Some have the ability to repay**

a, Short - term borrowings

75,000,000,000

75,000,000,000

25,000,000,000

25,000,000,000

75,000,000,000

75,000,000,000

b , Long - term borrowings

92,750,000,000

92,750,000,000

25,000,000,000

117,750,000,000

117,750,000,000

Total**167,750,000,000****167,750,000,000****25,000,000,000****50,000,000,000****192,750,000,000****192,750,000,000**

c) Finance lease liabilities

Deadline	This year		Last year	
One year no more				
From one to five year				
Five years and more				

d) Number of loans and finance lease liabilities overdue payment

Closing**Opening****Origin****Interest****Origin****Interest**

- Loan ;

- Finance lease liabilities ;

- Reason for unpaid

Total

d) Notes to the details of loans and finance lease liabilities to related parties

16. Payable**Closing****Opening****Amount****Some have the ability to repay****Amount****Some have the ability to repay**

a) Accounts payable short seller

- Details for each subject accounts for 10 % or more of total pay ;

831,281,536,794

831,281,536,794

796,449,391,532

796,449,391,532

+ Vietnam National Coal and Mineral Industries Holding Corporation Limited

554,834,918,848

554,834,918,848

606,585,366,551

606,585,366,551

+ DongBac Corporation.

276,446,617,946

276,446,617,946

189,864,024,981

189,864,024,981

- Payables to other objects	441,868,062,142	441,868,062,142	638,260,473,439	638,260,473,439
Total	1,273,149,598,936	1,273,149,598,936	1,434,709,864,971	1,434,709,864,971

b) The accounts payable to suppliers for long-term

- Details for each subject accounts for 10 % or more of total pay ;

- Payables to other objects

Total

c , The unpaid overdue :

- Details for each subject accounts for 10 % or more of the total overdue ;

- Other subjects

Total

d) Payable as stakeholders

17. Taxes and other amounts payable to the State

	Opening	Total payable in	The number was actually paid during the year	Closing
a, Payable	20,824,806,938	60,874,718,134	41,837,923,047	39,861,602,025
- Value added tax				
- Natural resource tax				
- Income tax from enterprise	17,844,739,386	43,255,851,483	25,000,000,000	36,100,590,869
- Import, export tax				
- Special turnover tax				
- Personal income tax	2,980,067,552	17,615,866,651	16,834,923,047	3,761,011,156
- Fees and other payables				
- Environmental protection and other tax		3,000,000	3,000,000	
- Land and house tax, land lease charges				
Total	20,824,806,938	60,874,718,134	41,837,923,047	39,861,602,025
b, Receivables	23,696,190,787			23,696,190,787
- Value added tax	23,696,190,787			23,696,190,787
Total	23,696,190,787			23,696,190,787

18. Accrued expenses

a) Short - term

- Deductions in salary expenses before vacation time ;

- The cost of business downtime ;

- Prepaid expenses provisional cost

- Major repair costs

- The other accruals ;

b) Long-term

- Interest

- Others

Closing

118,228,106,542

Opening

1,010,946,355

116,868,592,980

1,359,513,562

1,010,946,355

Total 118,228,106,542 1,010,946,355

19. Other payables

	Closing	Opening
a) Short - term		
- Redundant assets pending ;		
- Funding for the union ;	955,986,994	361,600,396
- Social Insurance ;		2,528,410,799
- Health insurance ;		446,190,142
- Unemployment Insurance ;		198,306,729
- Payable on equitization;		
- Get escrow , escrow short ;	2,144,960,000	45,683,000
- Dividends and profits to pay ;	3,721,048,419	453,229,617,069
- Accounts payable , other payable .	1,618,487,767	2,811,234,268
Total	8,440,483,180	459,621,042,403
b) Long-term		
- Get Up escrows term	5,000,000,000	5,000,000,000
- Accounts payable , other payable		
Total	5,000,000,000	5,000,000,000
c) Number of overdue unpaid (detail each item , why not pay overdue)		

20. Unrealized Revenue

	Closing	Opening
a) Short - term		
- Revenue received in advance ;		
- Revenue from traditional client programs ;		
- The unrealized revenue other .		
Total		
b) Long-term		
- Revenue received in advance ;		
- Revenue from traditional client programs ;		
- The unrealized revenue other .		
Total		
c) Inability to perform customer contracts		

21. Bonds issued

	Closing			Opening		
	Amount	Interest Rate	Term	Amount	Interest Rate	Term
21.1 . Bonds are usually						
a) Bonds issued						
- Issue Type par value ;						
- Issue Type discounted ;						
- Issue Type has extra .						
Total						
b) Detailed explanation of stakeholders bond holdings						
Total						
21.2 . Convertible bonds :						
a. Convertible bonds at the beginning of the period :						
- The time of issuance , the original term and the remaining term of each type of convertible bonds ;						

- The number of each type of convertible bonds ;
- The par value of the interest rate for each type of convertible bonds ;
- Conversion rate of each class of shares of convertible bonds ;
- The discount rate used to determine the value of the principals of each type of convertible bonds ;
- Value of principal and part stock options for each type of convertible bonds .

b . Convertible bonds issued during the period more :

- The time of issuance , the original term of each type of convertible bonds ;
- The number of each type of convertible bonds ;
- The par value of the interest rate for each type of convertible bonds ;
- Conversion rate of each class of shares of convertible bonds ;
- The discount rate used to determine the value of the principals of each type of convertible bonds ;
- Value of principal and part stock options for each type of convertible bonds .

c . Convertible bonds were converted into shares during the period :

- The number of each type of bonds convertible into shares in the period; The number of additional shares issued in the period to convert the bond ;
- The value of the debt component of convertible bond principal is recognized in equity .

d . Convertible bonds have maturity not be converted into shares during the period :

- The number of each type of bond maturity is not converted into shares during the period ;
- The value of the debt component of convertible bond principal is repaid to investors .

e . Convertible bonds at the end of the period :

- Original maturity and other terms of each type of convertible bonds ;
- The number of each type of convertible bonds ;
- The par value of the interest rate for each type of convertible bonds ;
- Conversion rate of each class of shares of convertible bonds ;
- The discount rate used to determine the value of the principals of each type of convertible bonds ;
- Value of principal and part stock options for each type of convertible bonds .

g) detailed explanation of stakeholders bond holdings (by type of bond)

22. Preferred shares classified as liabilities

- The par value ;
- Subjects were issued (leaders, officials, employees, other objects) ;
- Terms of acquisition (time , the acquisition price, the basic terms of the contract release) ;
- The value of acquired in the period;
- The other explanation .

23. Provisions

a) Short -term

- Provision for product warranties goods;
- Provision for warranty constructions;
- Provision for restructuring ;
- Provision for other liabilities (fixed costs periodic repair , costs of environmental restoration...)

Total

b) Long-term

- Provision for product warranties goods ;
- Provision for warranty constructions ;
- Provision for restructuring ;

Closing

Opening



- Provision for other liabilities (fixed costs periodic repair , costs of environmental restoration ...)

Total

24. Deferred tax assets and deferred income tax payable

Closing

Opening

a. Assets Deferred income taxes :

- Income tax rate used to determine the property value tax deferred
- Deferred tax assets related to temporary differences are deductible
- Deferred tax assets related to tax losses not used
- Deferred tax assets related to tax incentives unused properties
- The offset to deferred income tax payable

Total

b Income Tax Deferred

- Income tax rate used to determine the value of deferred income tax payable
- Tax Deferred income arising from temporary differences taxable
- Number of clearing assets Deferred income tax

043-
ÔNG
PH
HỆT
ANG
VG - T

25. Equity

a) The table of comparison volatility of equity

	The item under equity							
	Invested by owners	Surplus equity	Owner's other capital	Profit after tax distribution	Fund Development	Other funds under the equity	Treasury shares	Total
A	1	2	4	7	8	10	11	12
As the opening previous year	4,500,000,000,000	230,890,628,441	19,620,360,310	416,454,910,748	125,495,273,310			5,292,461,172,809
- Profits of the previous year			5,277,830,243		(5,277,830,243)			
- Profit distribution				619,256,262,435				619,256,262,435
- Purchase expenses from development investment fund				(856,536,066,415)				(856,536,066,415)
- Other reduces								
Opening	4,500,000,000,000	230,890,628,441	24,898,190,553	179,175,106,768	120,217,443,067			5,055,181,368,829
- Profit of the quarter			641,938,658		(641,938,658)			
- Profit distribution				172,621,458,234				172,621,458,234
- Purchase expenses from development investment fund								
- Other reduces								
Closing	4,500,000,000,000	230,890,628,441	25,540,129,211	351,796,565,002	119,575,504,409			5,227,802,827,063

	<u>Closing</u>	<u>Opening</u>
b) Details of the owners of capital		
- Capital contributed by the parent company (if the subsidiary)		
- Contributions from other objects		
Total		
c) The capital transactions with owners and distributions of dividends , profit sharing	<u>This quarter this year</u>	<u>This quarter last year</u>
- Invested by owner		
+ Capital contributed Year	4,500,000,000,000	4,500,000,000,000
+ Increase in contributed capital		
+ Reduction in capital contributions		
+ Capital contributed last year	4,500,000,000,000	4,500,000,000,000
- Dividends and profit sharing		
d) Shares	<u>Closing</u>	<u>Opening</u>
- The number of registered shares issued		
- Number of shares sold to the public		
+ Common Stock		
+ Preferred stock (type classified as equity)		
- Number of shares acquired (treasury shares)		
+ Common Stock		
+ Preferred stock (type classified as equity)		
- Number of shares in issue		
+ Common Stock		
+ Preferred stock (type classified as equity)		
* <i>Par value of shares outstanding : 10.000 VND/CP</i>		
d) Dividends		
- Dividends declared after the end of the accounting year :		
+ Dividends declared on common stock.		
+ Dividends declared on preferred shares		
- Dividends of preferred stock, cumulative unrecognized.		
e) The funds of the enterprise :		
- Development Fund ;	119,575,504,409	120,217,443,067
- Fund sorted now		
- Other funds under the equity .		
g) Income and expense , gains or losses are recognized directly in equity as defined by the specific accounting standards .		
26. The difference revalued assets	<u>This quarter this year</u>	<u>This quarter last year</u>
The reason to change between the first and last		
27. Foreign exchange differences	<u>This quarter this year</u>	<u>This quarter last year</u>
- Exchange rate differences due to conversion of foreign currency financial statements up to VND		
- Foreign exchange differences arising due to other causes		
28. Funding	<u>This quarter this year</u>	<u>This quarter last year</u>
- Funds granted during the year		
- Administrative expenses		
- Funding the last remaining		

29. The balance sheet items Balance Sheet**Closing****Opening**

a) Assets outsourcing : Total minimum lease payments in future operating lease assets irrevocably according to the duration

- From 1 year or less;
- Over 1 year to 5 years ;
- Over 5 years ;

b) Assets held under trust : Enterprises have detailed notes on the number , types , specifications and qualities of each asset at the end of the period.

- Supplies of goods kept or processed , trustee : Enterprise shall explain in detail the quantity , type, specifications and quality at the end of the period.

- Goods on consignment for sale , consignment , pledge , mortgage : Enterprises have detailed notes on the number , types , specifications and qualities of commodities ;

c) Foreign currencies : Enterprise shall explain in detail the amount of each foreign currency in terms of foreign material . Gold currency to presentation unit volume according to domestic and international Ounce , notes the value of the US dollar .

d) Monetary gold : Business detailed explanation to the original price , number (in international units) and the type of monetary gold .

d) bad debts processing : Enterprise shall explain in detail the value (in original currencies and VND) doubtful debts were processed within 10 years from the date of processing for each object , the cause was remove bad debts ledger .

e) Other information on the items outside the Balance Sheet

30. Other information provided by enterprises notes and explanations .**VII . Additional information for items presented in the report on results of operations****1. Total revenue from sales and services**

a) Revenue

- Sales of goods ;
- Revenue from service providers ;
- Revenue from construction contracts
- + Revenue from construction contracts are recognized in the period ;
- + Total revenue accrual of construction contracts are recognized to the date of the financial statements ;

Total

b) Sales to related parties (details of each object)

c) Where the rental revenue is recognized asset is the total amount received before , now have more notes to compare the difference between the revenue recognition method with time allocated for rent ; Ability declining profits and cash flows in the future due to revenue recognition for the full amount received in advance .

This quarter this year**This quarter last year**

2,912,202,707,177

3,009,771,877,738

2,912,202,707,177**3,009,771,877,738****2. The deduction from revenue**

Among them :

- Commercial discounts ;
- Reduce the cost of goods sold ;
- Goods sold are returned ;

This quarter this year**This quarter last year****3. Cost of goods sold**

- Cost of goods sold ;
- Cost of products sold ;

This quarter this year**This quarter last year**

19,059,258

5,090,685,785

2,672,494,798,954

2,720,686,084,081

Of which : Cost of goods accruals of real estate including :

- + Items accrued expenses ;
- + Value accruals to the cost of each item ;
- + Time expected cost incurred .
- Cost of services provided ;
- Residual value , cost sale or liquidation of real estate investments ;
- Business Expenses Real Estate Investments ;
- Value of inventory loss in the period;
- The value of each type of inventory shrinkage outside the norms of the period;
- Expenses in excess of normal , are charged directly against the cost ;
- Provision for impairment of inventories ;
- The credit reduces the cost of goods sold .

Total 2,672,513,858,212 2,725,776,769,866

4. Revenue from financing activities

	This quarter this year	This quarter last year
- Interest on deposits , loans	3,508,232,596	99,407,911
- Gain on Sale of investments ;		
- Dividends and profit sharing ;		45,000,000
- Interest rate differences ;		
- Interest on deferred payment sale , discount for payment;		
- Revenue from other financial activities .		
Total	3,508,232,596	144,407,911

5. Financial expenses

	This quarter this year	This quarter last year
- Loan interest ;	3,551,188,888	6,028,563,521
- Payment discount , deferred sales rate ;		
- Loss from disposal of financial investments ;		
- Loss of exchange rate differences ;	510,300,000	2,540,700,000
- Provision for impairment of securities trading and investment losses ;		
- Other financial expenses .		
- The credit reduces the financial cost		
Total	4,061,488,888	8,569,263,521

6. Other income

	This quarter this year	This quarter last year
- Liquidation sale of fixed assets ;		63,476,477
- Gains on revaluation of assets ;		
- Fines collected ;		
- Tax reduction ;		
- Others .	1,485,303,568	311,986,172
Total	1,485,303,568	375,462,649

7. Other costs


	This quarter this year	This quarter last year
- Residual value of fixed assets and the cost of liquidation or sale of fixed assets ;		
- Loss from revaluation of assets ;		
- The penalty clause ;		
- Others .	1,478,717,175	1,536,020,605
Total	1,478,717,175	1,536,020,605

8. Cost of sales and business management costs

	This quarter this year	This quarter last year
a) The management expenses incurred during the business	23,264,869,349	22,698,827,854

b) The cost of sales in the period

- Details of account for 10 % or more of the total cost of sales ;



- The other selling expenses .

c) The credit reduces the cost of sales and business management costs

- Reversal of warranty for products , goods ;
- Completion of provision for restructuring , redundancy ;
- The other reduction credits

9. The cost of producing , trading under the elements

	<u>This quarter this year</u>	<u>This quarter last year</u>
- Expenses of raw material	2,336,067,004,965	2,347,769,237,989
- Cost of labor ;	77,604,150,778	73,972,947,715
- Depreciation of fixed assets ;	136,740,713,706	151,892,656,602
- Cost of purchased services ;	11,357,550,259	14,636,097,033
- Other cash expenses .	134,009,307,853	160,204,658,381
Total	2,695,778,727,561	2,748,475,597,720

10. Income tax expense Current

	<u>This quarter this year</u>	<u>This quarter last year</u>
- The cost of corporate income tax calculated on the taxable income of the current year	43,255,851,483	25,204,804,871
- Adjust the cost of corporate income tax of previous years income tax expense in the current year		
- Total income tax expense Current	43,255,851,483	25,204,804,871

11. Income tax expense Deferred

	<u>This quarter this year</u>	<u>This quarter last year</u>
- Income tax expense Deferred arising from temporary differences taxable ;		
- Income tax expense arising from the deferred tax assets and the reversal of deferred income ;		
- Income Tax Deferred income arising from temporary differences are deductible ;		
- Income Tax Deferred income arising from tax losses and unused tax incentives ;		
- Income Tax Deferred income arising from the reversal of deferred income taxes payable ;		
- Total income tax expense deferred .		

VIII . Additional information for the items shown in the Cash flow statement

1. Non-cash transactions affecting cash flow statements in the future

- Purchase of assets by way of debt related directly or through financial leasing operations ;
- Buy now through the issuance of shares ;
- Transfer of debt into equity ;
- The other non-monetary transactions

2. The amounts held by the enterprise but not used :

Present value and reason of cash and cash equivalents held by the Company but not used due to the limitation of legal or other constraints that must be done now .

3. The amount of borrowing actually collected during the period :

- Proceeds from borrowings under ordinary contract ;
- Proceeds from issuance of common stock ;
- Proceeds from issuance of convertible bonds ;
- Proceeds from issuance of preferred shares classified as liabilities ;
- Proceeds from trading bonds and government securities REPO ;
- Proceeds from borrowings under other forms .

4. The amount of the original loan was actually paid during the period :



- Proceeds from repayment of borrowings under ordinary contract: 25.000.000.000 VND ;
- Cash Repayments of bonds generally ;
- Cash Repayments of convertible bonds ;
- Cash Repayments of preference shares classified as liabilities ;
- Payments for purchases of government bonds to resell and securities REPO ;
- Payment of debt in other forms

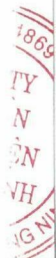
IX. Other informations

1. Stagnant debts, undertaken parts and other finance informations.
2. happened events after the day of at the end of finance year
3. Information of relative units

Stakeholders	Relations
Vietnam Electricity	Holding Company
Power Generation Corporation 1	Same Group
Electricity Power Trading Company	Same Group
Power Transmission Company N01	Same Group
Power Generation Joint Stock Corporation 3	Same Group
Northern Electrical Testing One Member Company Limited	Same Group
Information Technology Centre of Vietnam Electricity	Same Group

<i>Transactions during the period</i>	<i>Relations</i>	<u><i>This quarter this year</i></u>	<u><i>This quarter last year</i></u>
		<i>VND</i>	<i>VND</i>
Net sales of merchandise		2,909,294,931,377	3,000,380,607,115
Electricity Power Trading Company	Same Group	2,909,294,931,377	3,000,380,607,115
Purchase of goods and services			
Vietnam Electricity	Holding Company	3,287,588,710	7,738,055,571
Power Transmission Company N01	Same Group	809,155,419	789,186,633
Northern Electrical Testing One Member Company Limited	Same Group		
Information Technology Centre of Vietnam Electricity	Same Group		
Power Generation Joint Stock Corporation 3	Same Group		
Financial expenses			
Vietnam Electricity	Holding Company		
Balance at the end of the accounting period		<u>31/03/2025</u>	<u>01/01/2025</u>
Trade accounts receivables			
Electricity Power Trading Company	Same Group	3,062,389,028,620	2,950,352,989,075
Trade accounts payable			
Vietnam Electricity	Holding Company	7,368,658,411	3,819,541,443
Power Transmission Company N01	Same Group	3,495,551,404	3,495,551,404
Northern Electrical Testing One Member Company Limited	Same Group	612,321,843	612,321,843
Power Generation Joint Stock Corporation 3	Same Group	2,756,103,071	17,183,313,571

Manager's salary and remuneration




Accumulated from the beginning of the year to
March (VND)

	This year	Last year
Board of General Directors	515,898,168	667,899,570
Board of Management	344,168,736	310,007,925
Board of Control	263,079,000	263,439,000

4. Assets, incomes and income statements by departments (by type of trade or reas) under accounting standard no.28/..
5. Comparative informations (different between informations on this and the prvious period).
6. Informations of continuous operating
7. Other informations: Profit after corporate income tax in the first quarter of 2025 reached VND 172.6 billion, equal to 76.2% compared to the same period last year.

Prepared by
(Sign, full name)


Tran Thi Thuy

Chief accountant
(Sign, full name)


Tran Vu Linh

Create at day. 18 Month. 4. Year. 2025

General Director
(Sign, full name, stamp)



Nguyễn Việt Dũng